
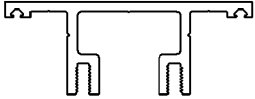


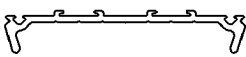



BCE-8000 SERIES



1 of 6

| PART NUMBER | DIE DRAWING | WT/FT | PERMIETER | X-X Y-Y |
|-------------|--|-------|-----------|---------------------------------|
| A-7082 |  | 3.938 | 46.828 | 9.549 I 28.036 4.775 S 7.009 |
| BCE-8000 |  | 1.591 | 18.826 | 1.394 I 0.322 0.697 S 0.325 |
| BCE-8002 |  | 4.684 | 51.329 | 9.531 I 29.492 4.766 S 7.287 |
| BCE-8057 |  | 4.216 | 46.329 | 8.090 I 18.861 4.045 S 5.577 |
| BCE-8060 |  | 0.682 | 11.291 | 0.012 I 0.958 0.025 S 0.494 |
| BCE-8061 |  | 0.388 | 10.696 | 0.011 I 0.619 0.019 S 0.310 |

