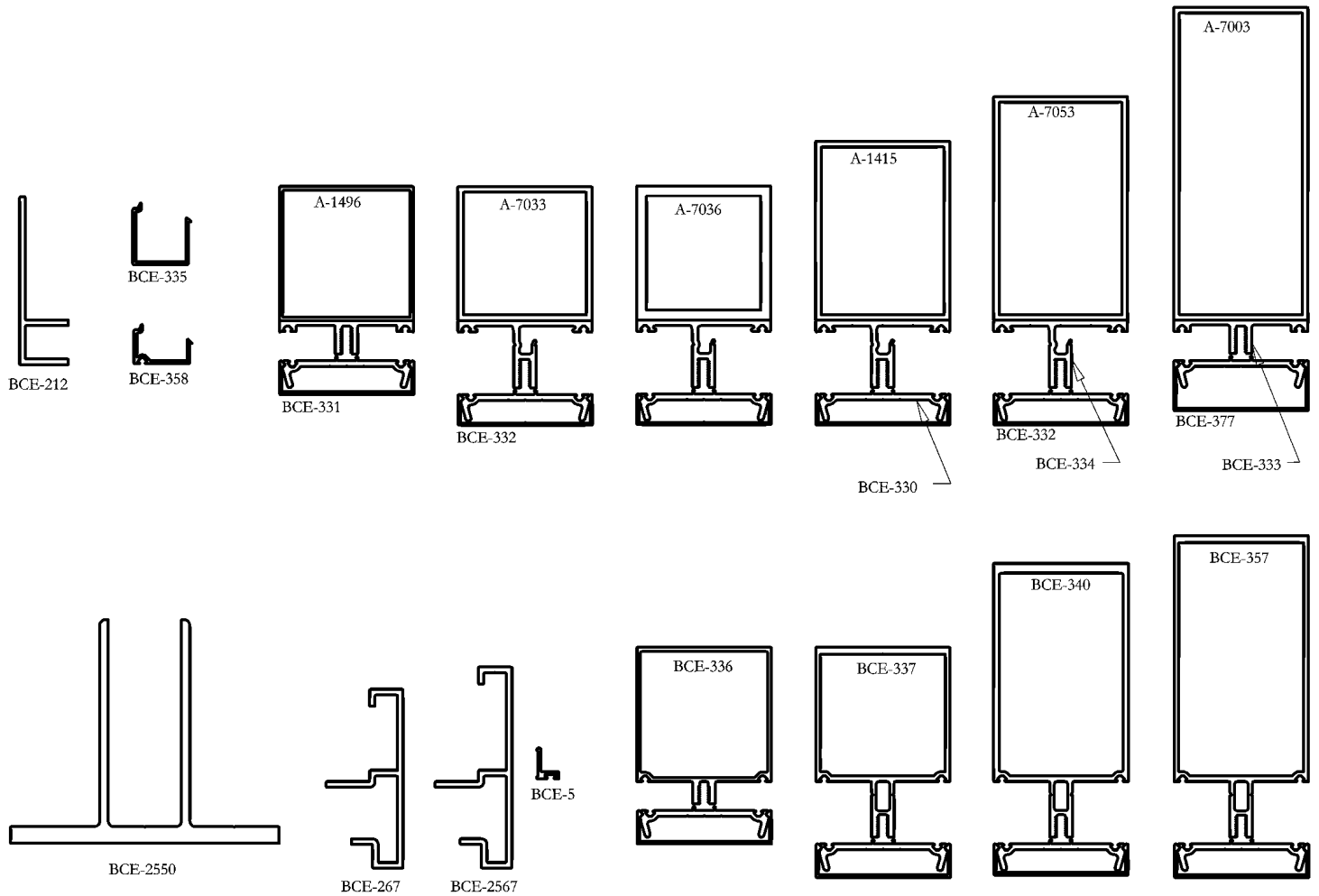


1/4 SIZE DETAILS



THIS SYSTEM IS DESIGNED TO BE ASSEMBLED WITH 1/4-20 THREAD SCREWS TO APPLY PRESSURE PLATE. USE #10 SELF-TAPPING SCREWS TO SECURE SHEAR CLIPS.

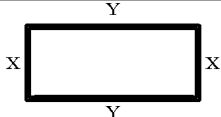
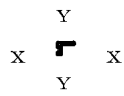
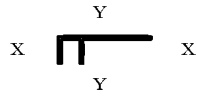
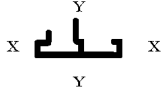
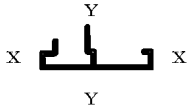
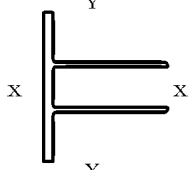

GASKET INFORMATION ON PAGE 8

NO TEST DATA AVAILABLE
TREDEGAR EXTRUSIONS INC. DOES NOT MAKE ANY WARRANTY EXPRESS OR IMPLIED INCLUDING NO WARRANTY OF MERCHANTABILITY OR FITNESS FOR A PARTICULAR PURPOSE AND RESERVES THE RIGHT TO MAKE CHANGES
REPRODUCTION RIGHTS RESERVED

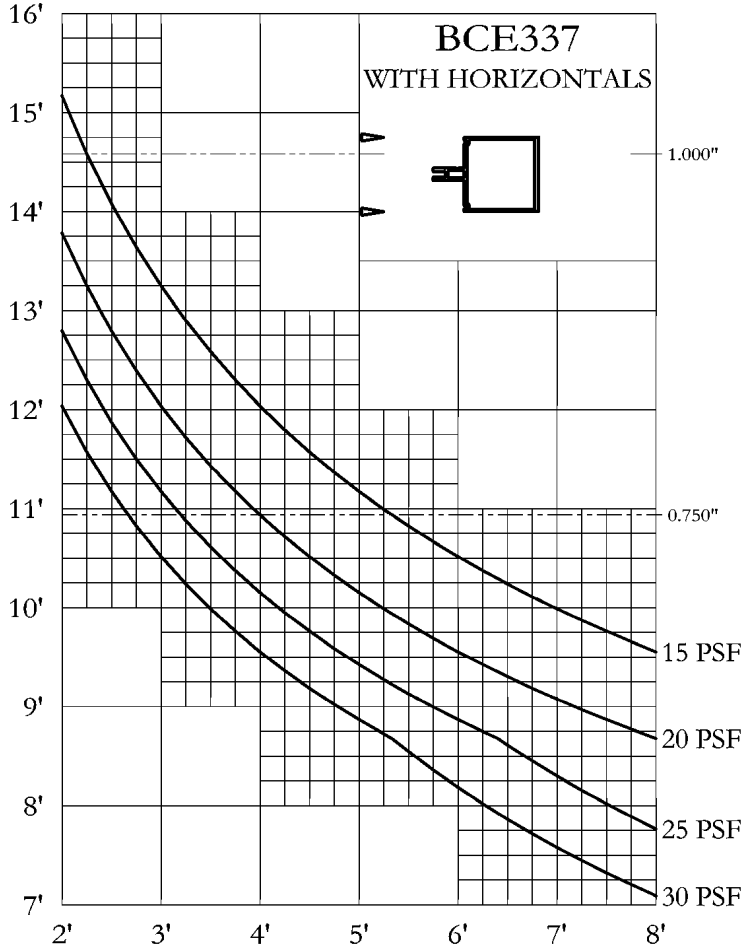
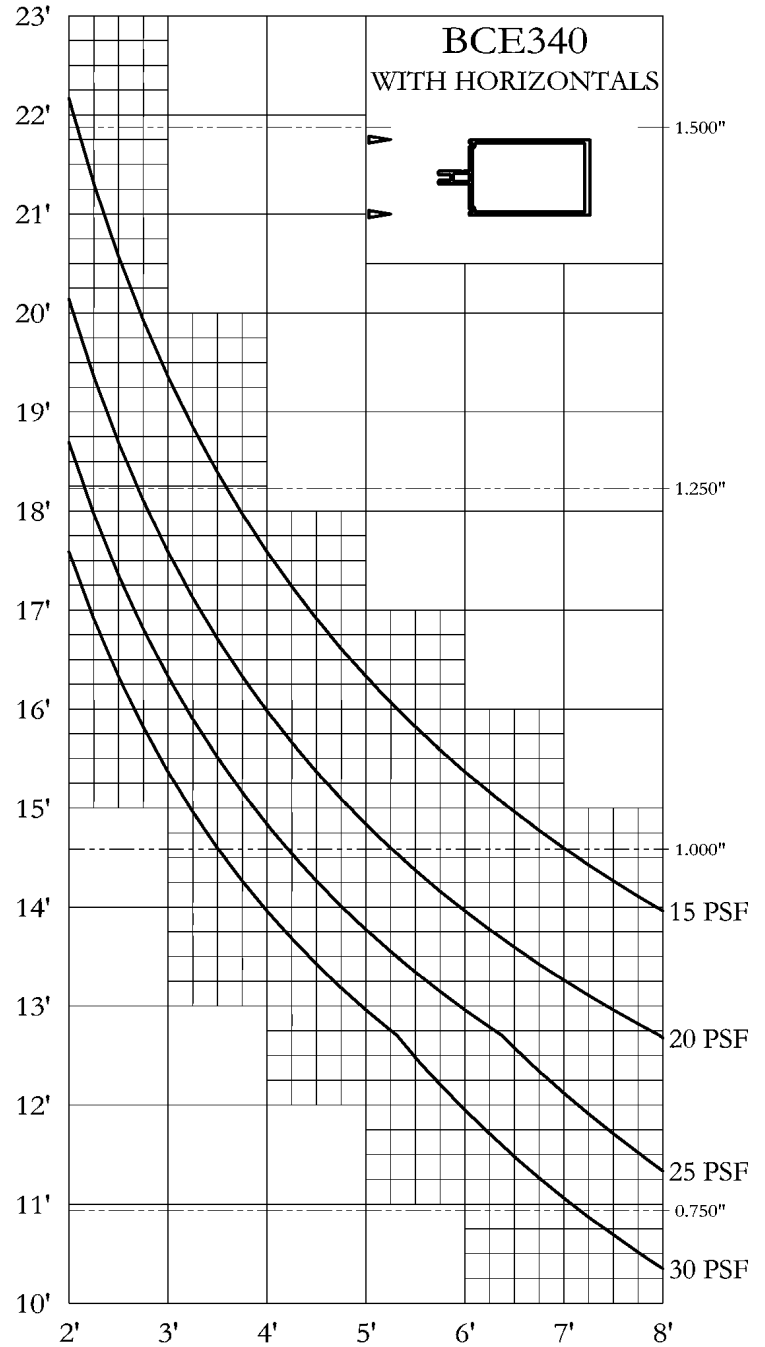
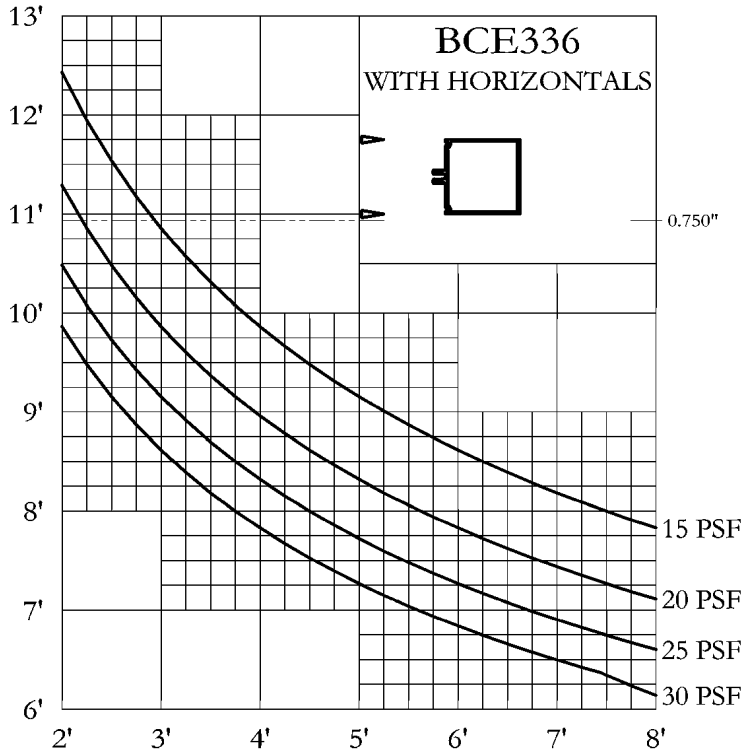
PRICING FACTORS
3" PRESSURE SYSTEM
BCE-330 SERIES



WEIGHT PER FT	EST PER	FACTOR	CAVITY AREA	PART NUMBER	STRUCTURAL VALUES			1/8 SIZE DETAILS
					X-X		Y-Y	
0.582	8.575	15	N/A	BCE330	0.010	I	0.447	
					0.022	S	0.310	
0.320	8.940	28	N/A	BCE331	0.013	I	0.314	
					0.022	S	0.209	
0.271	8.715	32	N/A	BCE332	0.010	I	0.276	
					0.019	S	0.184	
0.697	10.518	15	N/A	BCE333	0.023	I	0.370	
					0.041	S	0.247	
0.948	13.472	14	N/A	BCE334	0.176	I	0.398	
					0.167	S	0.263	
0.258	7.403	29	N/A	BCE335	0.055	I	0.039	
					0.072	S	0.042	
1.399	14.939	19	N/A	BCE336	1.391	I	1.889	
					0.927	S	1.071	
2.059	16.608	14	N/A	BCE337	1.793	I	3.434	
					1.195	S	1.428	
2.988	20.342	12	N/A	BCE340	3.162	I	10.716	
					2.097	S	3.044	
2.659	21.605	15	N/A	BCE357	2.845	I	11.929	
					1.897	S	3.317	
1.094	12.000	21	N/A	A1496	1.298	I	1.298	
					0.865	S	0.865	
1.726	11.988	13	N/A	A7033	1.984	I	1.984	
					1.323	S	1.323	
2.923	12.000	8	N/A	A7036	3.160	I	3.160	
					2.107	S	2.107	
2.026	13.983	13	N/A	A1415	2.501	I	3.915	
					1.667	S	1.958	
2.326	16.000	13	N/A	A7053	3.018	I	6.690	
					2.012	S	2.676	

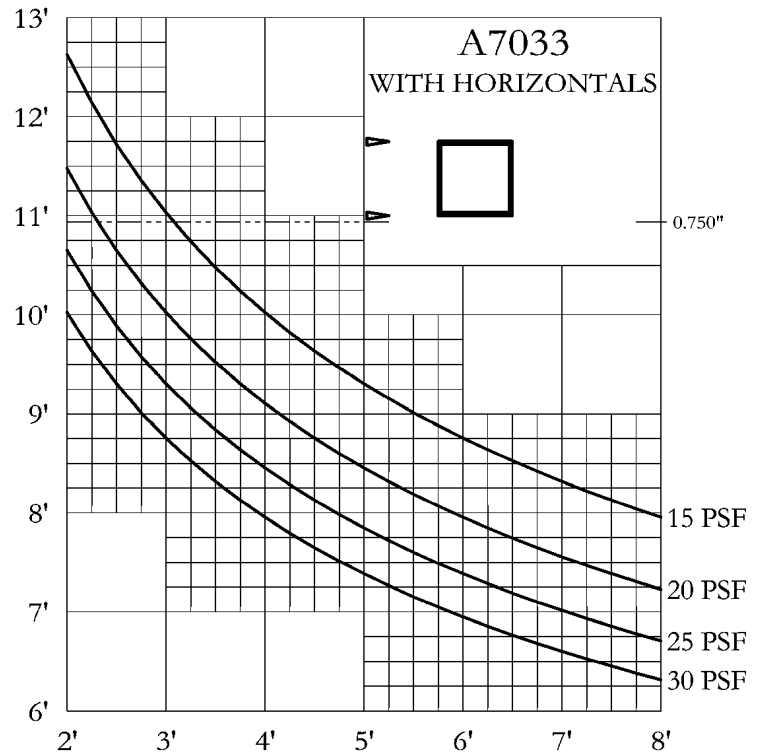
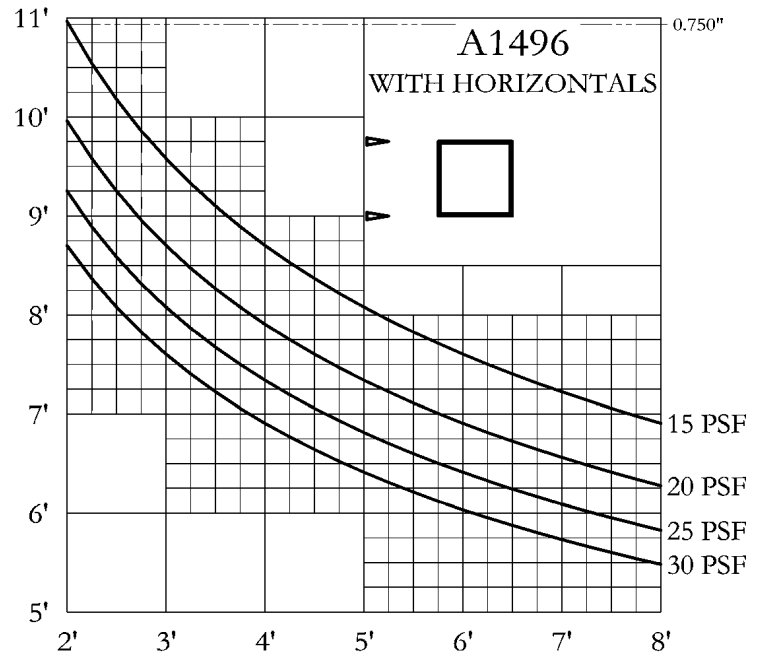
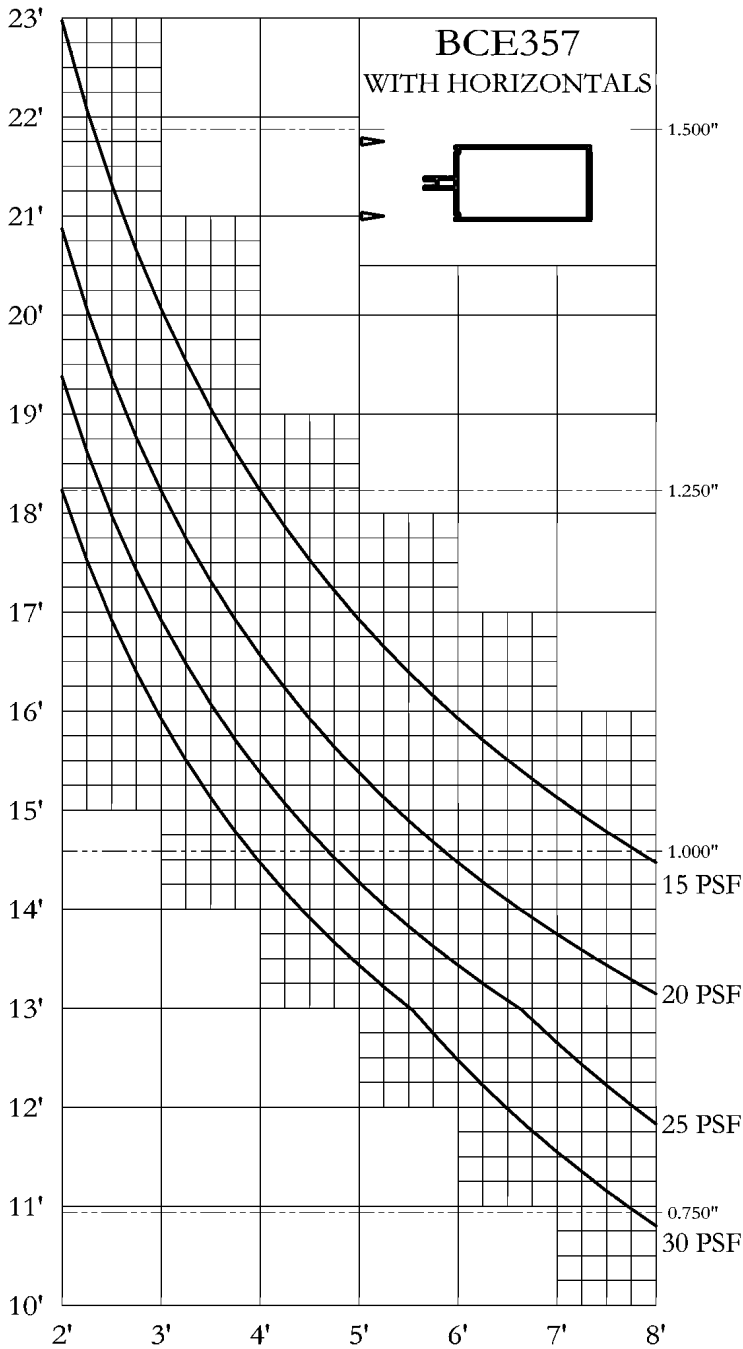
WEIGHT PER FT	EST PER	FACTOR	CAVITY AREA	PART NUMBER	STRUCTURAL VALUES			1/8 SIZE DETAILS
					X-X	I	Y-Y	
2.926	19.988	13	N/A	A7003	4.052	I	15.270	
					2.701	S	4.363	
0.109	2.712	25	N/A	BCE5	0.002	I	0.004	
					0.006	S	0.009	
0.852	11.579	14	N/A	BCE212	0.067	I	0.896	
					0.079	S	0.382	
1.234	16.566	13	N/A	BCE267	0.183	I	1.590	
					0.139	S	0.751	
1.308	17.570	13	N/A	BCE2567	0.189	I	2.149	
					0.141	S	0.884	
4.794	30.915	6	N/A	BCE2550	9.174	I	8.210	
					2.458	S	2.737	
0.205	5.681	28	N/A	BCE258	0.037	I	0.010	
					0.047	S	0.016	

WINDLOAD CHARTS
3" PRESSURE SYSTEM
BCE-330 SERIES



#1 THESE WINDLOAD CHARTS ARE BASED UPON THE LESSER OF DEFLECTION RATIO (L/175) OR STRESS (12667)

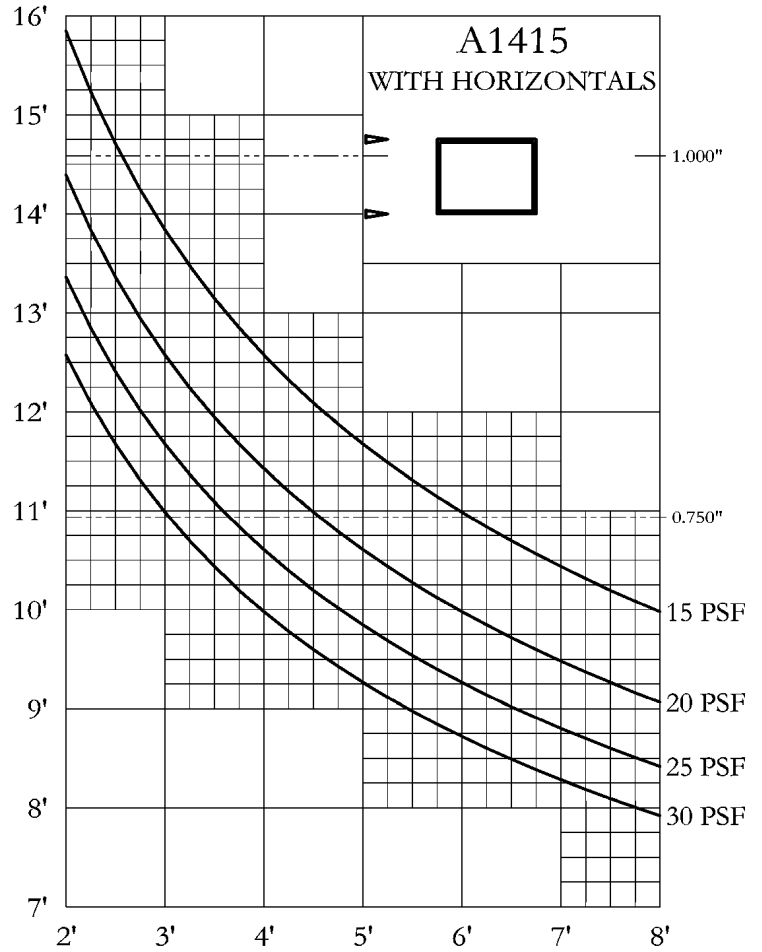
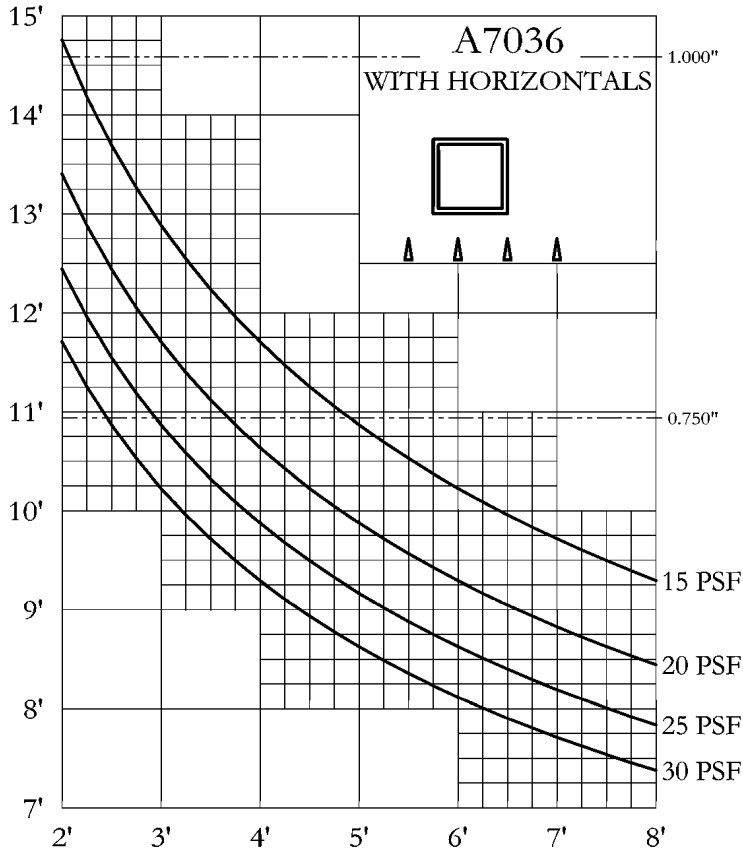
#2 THESE STRUCTURAL CURVES ARE ESTIMATES AND ARE PRESENTED TO THE BEST KNOWLEDGE OF THE WILLIAM L BONNELL CO. IT IS, HOWEVER, THE RESPONSIBILITY OF THE CUSTOMER TO BE SATISFIED THAT THE CURVES ARE CORRECT. THE WILLIAM L BONNELL CO. MAY NOT BE HELD RESPONSIBLE IN ANY WAY FOR THE FAILURE OF PERFORMANCE RESULTING FROM THE USE OF THESE CURVES.



#1 THESE WINDLOAD CHARTS ARE BASED UPON THE LESSER OF DEFLECTION RATIO ($L/175$) OR STRESS (12667)

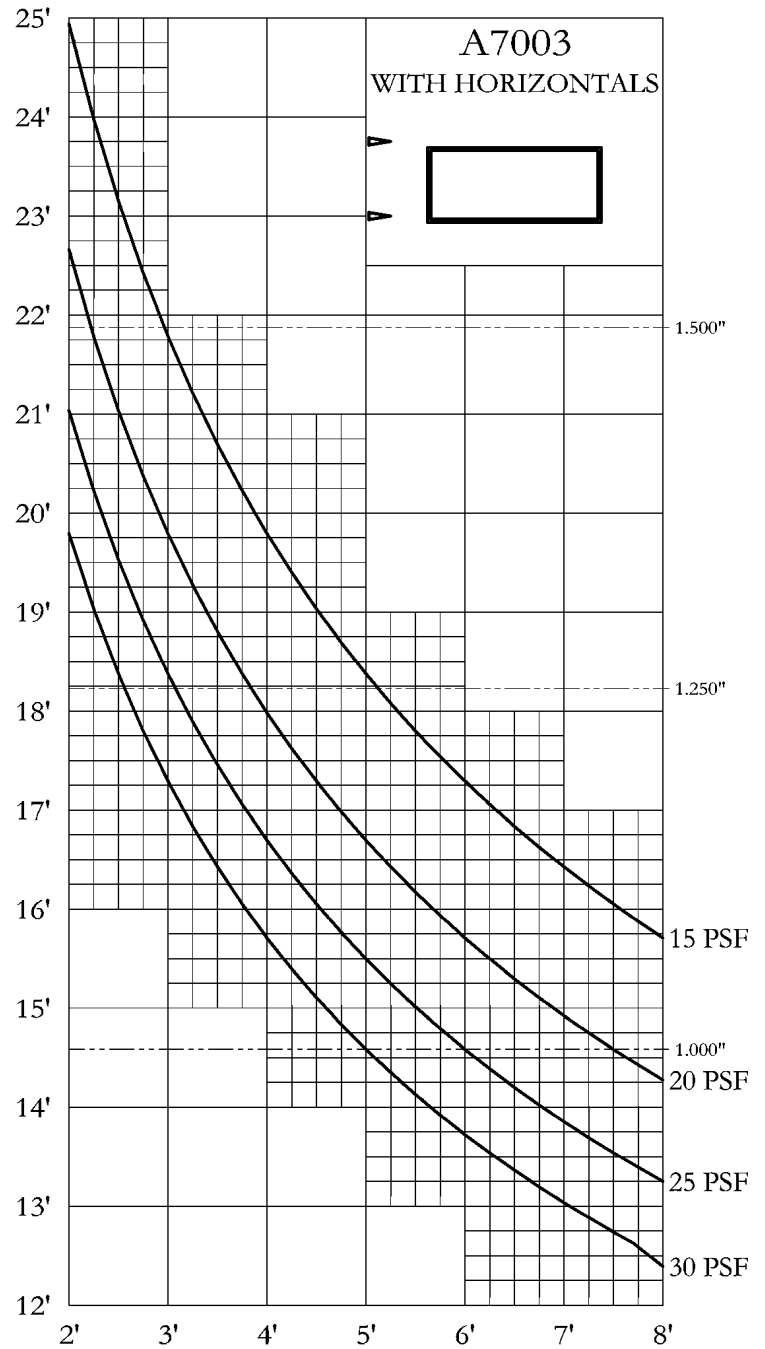
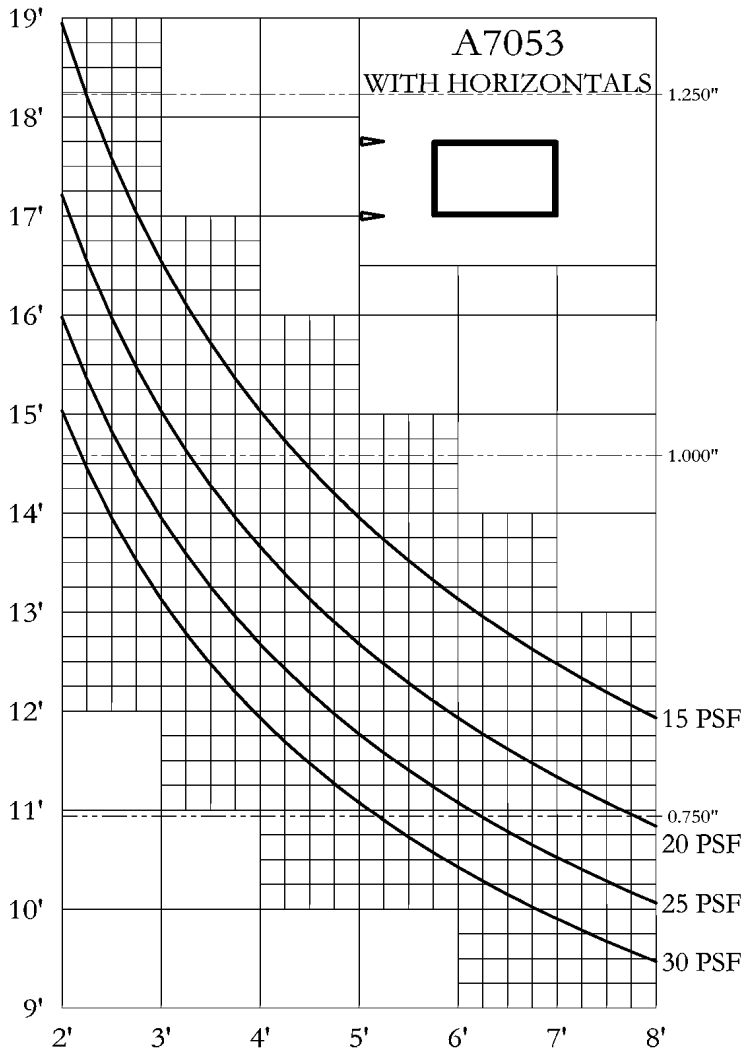
#2 THESE STRUCTURAL CURVES ARE ESTIMATES AND ARE PRESENTED TO THE BEST KNOWLEDGE OF THE WILLIAM L BONNELL CO. IT IS, HOWEVER, THE RESPONSIBILITY OF THE CUSTOMER TO BE SATISFIED THAT THE CURVES ARE CORRECT. THE WILLIAM L BONNELL CO. MAY NOT BE HELD RESPONSIBLE IN ANY WAY FOR THE FAILURE OF PERFORMANCE RESULTING FROM THE USE OF THESE CURVES.

WINDLOAD CHARTS
3" PRESSURE SYSTEM
BCE-330 SERIES



#1 THESE WINDLOAD CHARTS ARE BASED UPON THE LESSER OF DEFLECTION RATIO ($L/175$) OR STRESS (12667)

#2 THESE STRUCTURAL CURVES ARE ESTIMATES AND ARE PRESENTED TO THE BEST KNOWLEDGE OF THE WILLIAM L BONNELL CO. IT IS, HOWEVER, THE RESPONSIBILITY OF THE CUSTOMER TO BE SATISFIED THAT THE CURVES ARE CORRECT. THE WILLIAM L BONNELL CO. MAY NOT BE HELD RESPONSIBLE IN ANY WAY FOR THE FAILURE OF PERFORMANCE RESULTING FROM THE USE OF THESE CURVES.



#1 THESE WINDLOAD CHARTS ARE BASED UPON THE LESSER OF DEFLECTION RATIO ($L/175$) OR STRESS (12667)

#2 THESE STRUCTURAL CURVES ARE ESTIMATES AND ARE PRESENTED TO THE BEST KNOWLEDGE OF THE WILLIAM L BONNELL CO. IT IS, HOWEVER, THE RESPONSIBILITY OF THE CUSTOMER TO BE SATISFIED THAT THE CURVES ARE CORRECT. THE WILLIAM L BONNELL CO. MAY NOT BE HELD RESPONSIBLE IN ANY WAY FOR THE FAILURE OF PERFORMANCE RESULTING FROM THE USE OF THESE CURVES.

GLAZING INFORMATION
3" PRESSURE SYSTEM
BCE-330 SERIES



FASTENERS

1. SHEAR BLOCK ATTACHMENTS ARE INTENDED TO BE SECURED WITH #10 SCREWS
2. PRESSURE PLATE ATTACHMENTS ARE DESIGNED TO BE SECURED WITH 1/4"-20 MACHINE SCREWS, 9" ON CENTER. SCREWS OF MOST ASSEMBLIES ACCEPT 1/4"-20 X 3/4" LONG. CHECK YOUR COMBINATION TO CONFIRM YOUR REQUIREMENTS.
3. ANCHOR BOLTS SHOULD BE SIZED ACCORDING TO LOAD REQUIREMENTS.

GASKETS

UNIVERSAL RUBBER CO. 800-782-2375	#2272	SPONGE GLAZING GASKET EXTERIOR
	#2337	SPONGE GLAZING GASKET EXTERIOR
	#2148	SPONGE GLAZING GASKET EXTERIOR
	#2338	HARD GLAZING GASKET INTERIOR
REED RUBBER PRODUCTS 800-325-9698	#B-115	SPONGE GASKET INTERIOR
	#B-116	HARD GASKET EXTERIOR
	#B-140	SPONGE GLAZING GASKET INTERIOR AND EXTERIOR
TREMCO 800-321-6357	#TR-647E	EXTERIOR GLAZING GASKET
	#TR-646N	INTERIOR GLAZING GASKET

THERMAL ISOLATOR

LOXCREEN COMPANY 912-842-2493	#V-5374	PRESSURE PLATE RIGID VINYL
----------------------------------	---------	----------------------------

DOOR PILE

SCHLEGEL CORP. 800-828-6237	AS SELECTED	USED WITH BCE-5
AMESBURY GROUP INC. 704-878-6892	AS SELECTED	USED WITH BCE-5

END DAMS FOR HORIZONTALS

WHEN THIS SYSTEM IS USED IN HIGH APPLICATIONS, END DAMS ARE BENEFICIAL TO FORCE INFILTRATED MOISTURE OUT THRU WEEP HOLES IN THE HORIZONTAL PRESSURE PLATES.

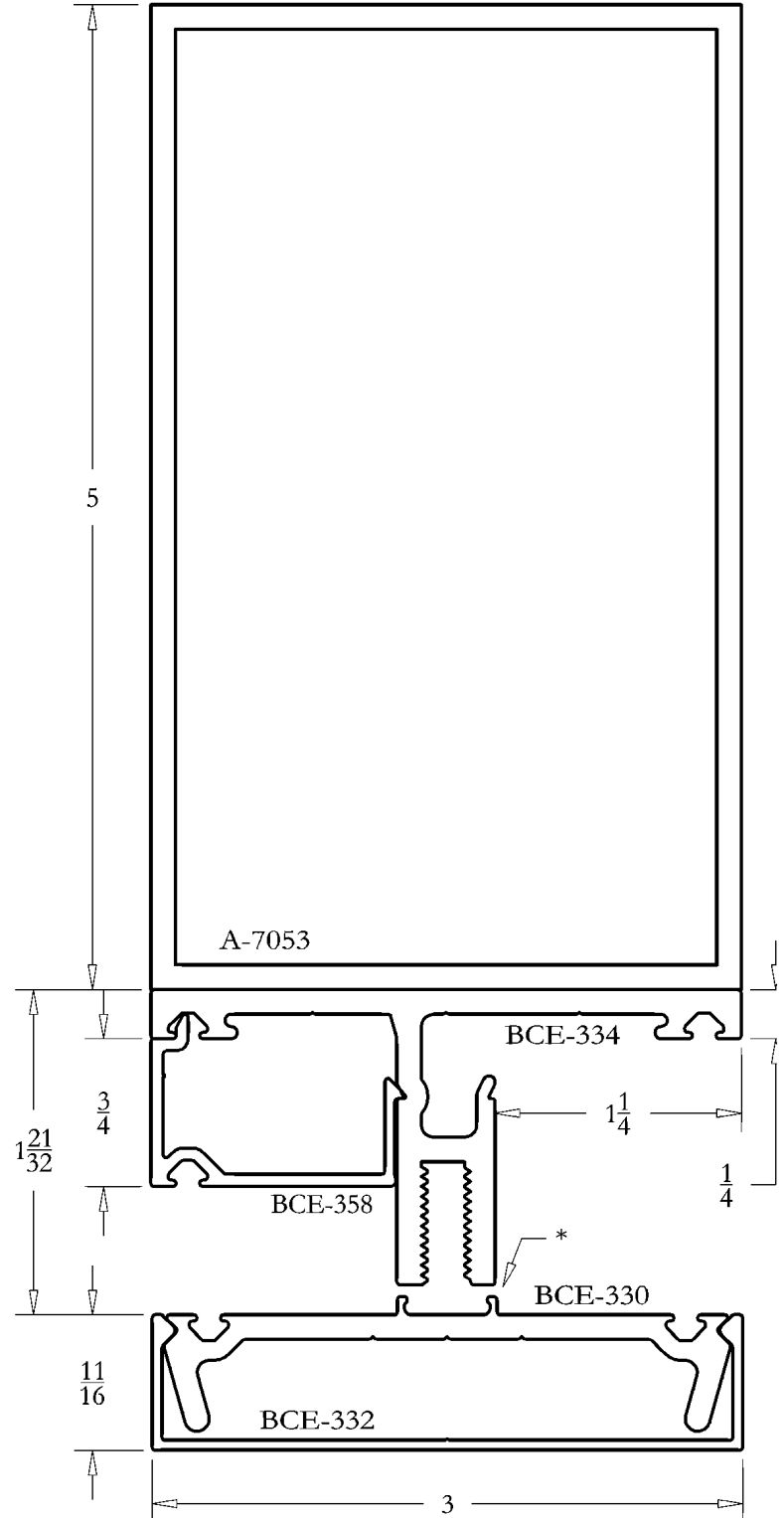

A SECOND POINT OF CONCERN INVOLVES CLOSING THE END OF THE GLASS SUPPORT TONGUE (SUCH AS ON BCE-216 & -217) THAT CREATES AN OPENING FROM THE GLASS POCKET TO THE INTERIOR PORTION OF THE HORIZONTAL TUBE CAVITY TO PREVENT INFILTRATED MOISTURE MIGRATING FROM THE GLASS POCKET INTO THE CAVITY.

CLOSED CELL SPONGE IS ORDERED BY SPECIFYING DIMENSIONS AND CAN BE ORDERED WITH OR WITHOUT ADHESIVE. SEALING AROUND PLUGS TO CLOSE VOIDS MAY BE REQUIRED.

- 1.375 X .875 X .500 THK. FOR 1" GLASS SYSTEM
- .625 X .875 X .500 THK. FOR 1/4" GLASS SYSTEM

SECON RUBBER AND PLASTICS MATL: NBR/PVC BLEND
618-282-7700

FULL SIZE DETAILS

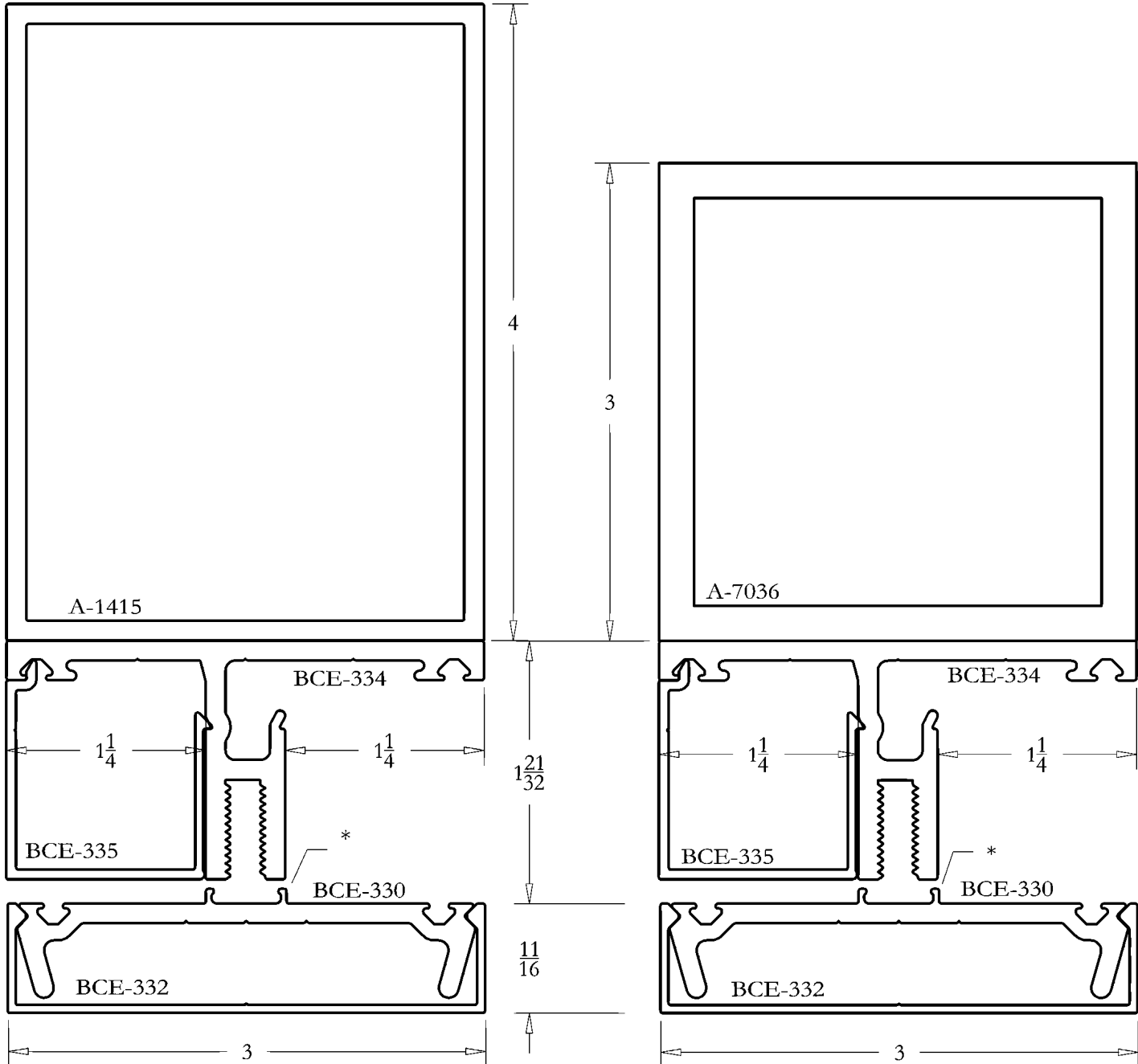


* RIGID VINYL SEPARATOR
 SPECIFY SEPARATELY

DETAIL SHEET
3" PRESSURE SYSTEM
BCE-330 SERIES

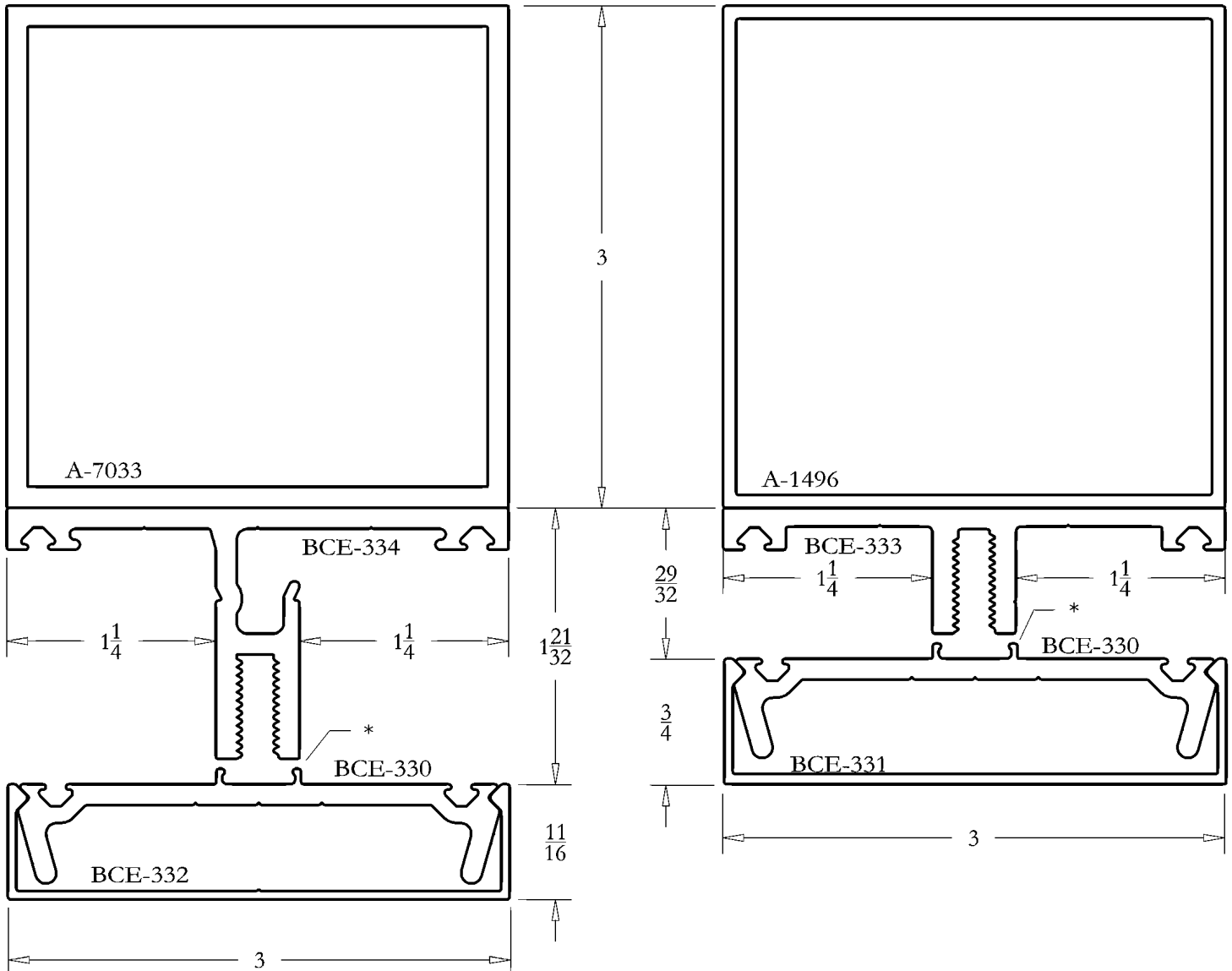


FULL SIZE DETAILS



* RIGID VINYL SEPARATOR
SPECIFY SEPARATELY

FULL SIZE DETAILS



* RIGID VINYL SEPARATOR
 SPECIFY SEPARATELY

DETAIL SHEET
3" PRESSURE SYSTEM
BCE-330 SERIES



FULL SIZE DETAILS

