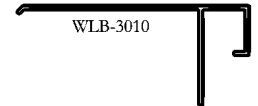

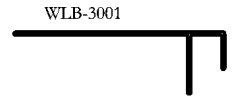
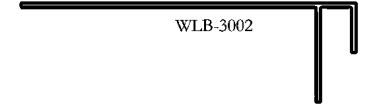
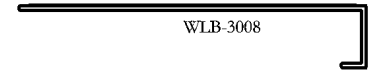
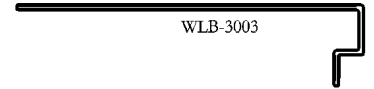


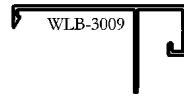
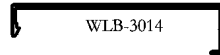
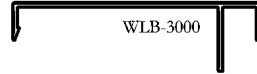


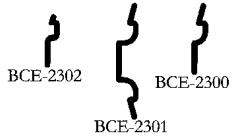


1/4 SIZE DETAILS

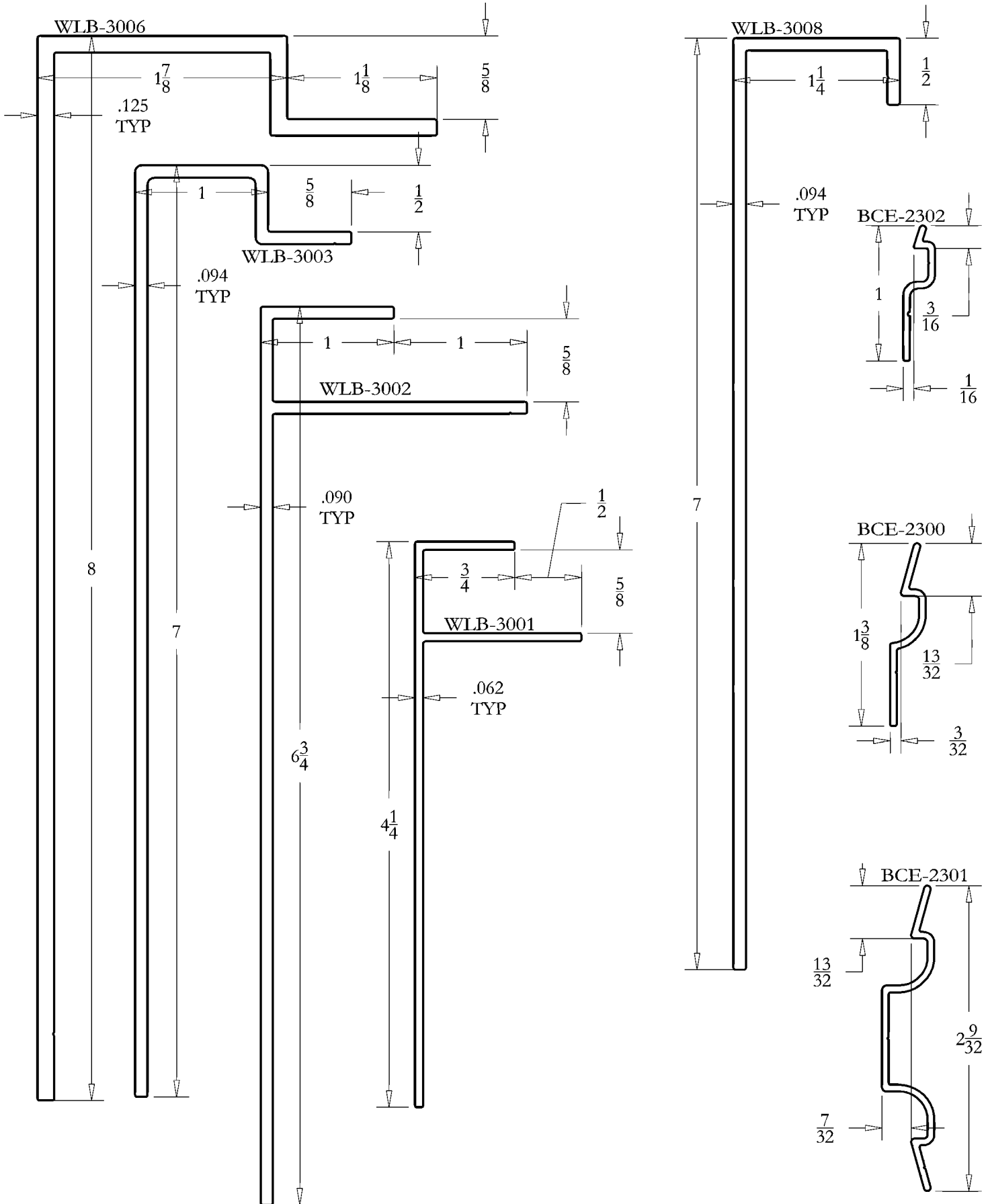


PRICING FACTORS  
STOOLS  
WLB-3000 SERIES



WEIGHT PER FT	EST PER	FACTOR	CAVITY AREA	PART NUMBER	STRUCTURAL VALUES			1/8 SIZE DETAILS
					X-X	Y-Y		
0.784	15.359	20	N/A	WLB3000	0.066	I	1.829	
					0.057	S	0.655	
0.456	12.307	27	N/A	WLB3001	0.035	I	0.630	
					0.033	S	0.239	
1.033	19.260	19	N/A	WLB3002	0.197	I	3.782	
					0.115	S	0.898	
1.018	18.118	18	N/A	WLB3003	0.132	I	4.231	
					0.095	S	1.002	
1.724	23.186	13	N/A	WLB3006	0.978	I	9.463	
					0.396	S	1.849	
0.986	18.348	19	N/A	WLB3007	0.508	I	2.151	
					0.250	S	0.598	
0.965	17.262	18	N/A	WLB3008	0.090	I	4.064	
					0.085	S	0.987	
0.628	13.896	22	N/A	WLB3009	0.105	I	0.633	
					0.075	S	0.294	
0.748	15.653	21	N/A	WLB3010	0.171	I	1.184	
					0.105	S	0.393	
0.866	18.832	22	N/A	WLB3011	0.132	I	2.572	
					0.091	S	0.765	
0.454	12.044	27	N/A	WLB3012	0.198	I	0.392	
					0.142	S	0.224	
1.127	20.113	18	N/A	WLB3013	0.386	I	5.632	
					0.181	S	1.356	
0.454	12.024	26	N/A	WLB3014	0.027	I	0.884	
					0.033	S	0.391	
0.096	3.267	34	N/A	BCE2300	0.001	I	0.011	
					0.007	S	0.016	
0.179	5.964	33	N/A	BCE2301	0.003	I	0.060	
					0.014	S	0.052	
0.073	2.530	35	N/A	BCE2302	0.000	I	0.005	
					0.000	S	0.009	

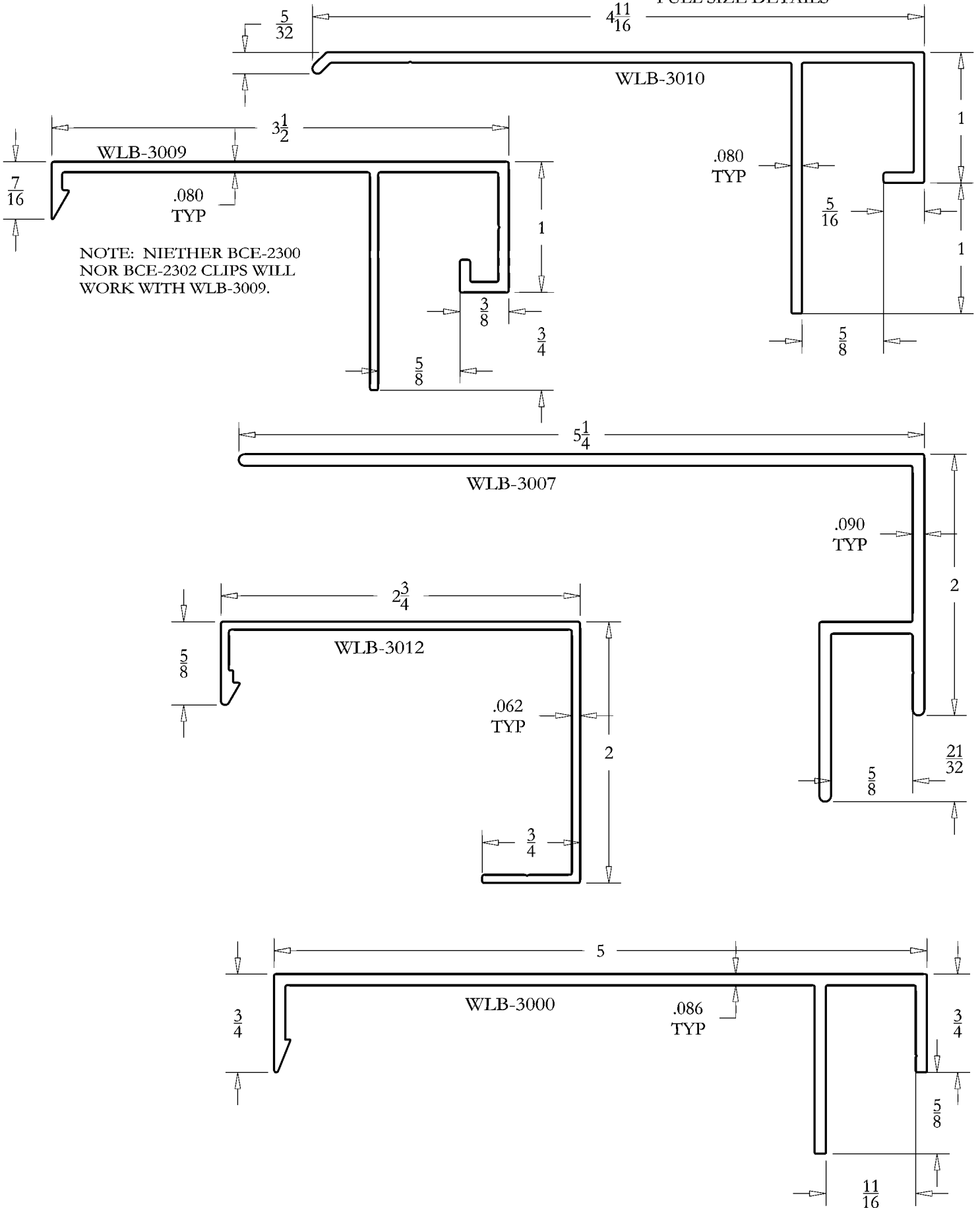
FULL SIZE DETAILS



DETAIL SHEET  
STOOLS  
WLB-300 SERIES



FULL SIZE DETAILS



FULL SIZE DETAILS

